

# The Saint John Art Club Newsletter

**April 2010**

**VOLUME 9 ISSUE 4**

c/o The Hardman Group Limited  
One Market Square, Box 104  
Saint John, N.B. E2L 4Z6



Editor: Emma May Weisseneder  
emmamay@nbnet.nb.ca

Assistant: carol.vautour@rogers.  
com Telephone:635-8109

## Featured Artist

APRIL

May Moore

March 27th to April 24th

See Bio  
Page 5

MAY

John Gallery

April 25 to May 29th

See Bio  
Page 5



## Next General Meeting

April 22nd

Place: NBM

Time: 7 pm

Program: Soft Pastels by Janet Guimond

## SAINT JOHN ART CLUB SPONSORS SUCCESSFUL PROGRAM AT BOYS AND GIRLS CLUB

Instructor Sheri Burhoe Larsen and  
students who took part in the course  
In February, March and April



For more information, read details on pages  
6 and 7

**A Membership Re-  
minder**


Fees for 2010 are due in April, but can be paid anytime until then. If you are in arrears, please send your cheque to the treasurer as soon as possible.

**Fees are :** Single - \$30.00  
Family- \$35.00  
Student-\$10.00

To pay your dues  
drop into the gallery  
or

Mail your cheque to the address  
on  
the first page of this newsletter.  
Thank you for bringing your  
membership up to date.

**HISTORY OF  
THE SAINT JOHN ART CLUB**



YOU MAY OBTAIN A COPY BY CALLING

849-2833 or 634-1377

**Board of Directors 2009-10**

Betty Rose 738-3616  
John Noddin 635-0587  
Janet Guimond 757-8128  
Wayne Williamson 674-1803  
Emma May Innis- Weisseneder 849-2833  
Val Crisp 696-4252  
Peter Hazen 635-8815  
Elizabeth Messer 849-3720  
Linda Denton 849-4115  
Kurt Weisseneder 849-2833  
Mary Cormier 693-2372

**Art Club Officers**

President Deborah Hannah  
Past President John Noddin  
1st. Vice President Wayne 674-1803  
Williamson  
2nd Vice President Emma May 849-2833  
Secretary Elizabeth Messer 849-3720  
Treasurer Peter Hazen 635-8815

**Saint John Art Club Committees**

Archivist Mary Cormier 693-2372  
Gallery Manager Willie Knappic 633-1920  
Education John Noddin 635-0587  
Library Janet Guimond 757-8128  
Program Janet Guimond/Val Crisp 696-4252  
Special Events  
Emma May, Mary Cormier, Linda Denton; Janet Guimond, Betty Rose  
Jennifer Loomer  
Telephone: Chair Ruth Bailey, Kathi Dunphy, Mary Cormier, Elizabeth Messer  
Membership Peter Hazen  
Hospitality: Willie Knappic  
Editor Newsletter Emma May & Carol Vautour  
849-2833 635-8109

Brunswick Square Gallery

634-1377


## EDITOR'S NOTEBOOK

by Emma May Weisseneder


The arts community in Sarasota, Florida is astonishing. Theatre, opera, symphony, ballet, visual and literary artists are all fortunate to share such a beautiful and supportive home. I was one of the lucky ones this winter and enjoyed all of the above. The highlights of course were the gorgeous on-stage operas and the exhibition entitled "Gothic Art in the Gilded Age" at the Ringling Museum. The latter was the collection of the Vanderbilt-Ringling holdings and showcased paintings, sculpture, furniture, cameos and other works of art rarely shown and seen by the public. In addition was another exhibition "In search of Norman Rockwell's America." It was a wonderful show pairing his work with award-winning photo-journalist Kevin Rivoli. Rivoli takes a slice of life, in his photos. Images of family, community, milestones and people enjoying themselves. Rockwell paintings focus on the sentimental and nostalgic moments of life. And he remains very popular. Rivoli shows similar moments in his 35 black and white pictures. The exhibition encourages us to look for the special times that are only captured once, the happy moments of childhood, graduations, weddings as well as mishaps and mistakes that occur along the way.

So if you are feeling funky about painting, get out of the box, exercise your right brain through art classes, exhibitions, lectures and workshops. You can find them all if you look for them. Fuel your creative spirit and encourage someone else to do the same.

Happy Painting, Emma May



Officer Lumb by Kevin Rivoli



The Runaway by Norman Rockwell

Quote: The Greater the Artist the Greater the doubt. Perfect Confidence  
Is granted to the less talented as a consolation prize:  
Robert Hughes, Time Magazine April 2008

Artists Tip of the Month  
By Carol Vautour

What's selling? What's not?

All painters know that some subjects sell better than others. Whether these are subjects you want to paint and whether you should be painting specifically for the market are two thorny questions. Only you can decide whether you want (or need) to paint with a view to selling as much as possible, or whether you can focus on painting subjects you choose. Of course, if your favorite subject happens to be the same as the market's, you're sitting pretty.

According to Art Business Today, these were the Top 10 best-selling subjects for paintings in the UK:

1. Traditional landscapes.
2. Local views.
3. Modern or semi-abstract landscapes.
4. Abstracts.
5. Dogs.
6. Figure studies (excluding nudes).
7. Seascapes, harbor, and beach scenes.
8. Wildlife.
9. Impressionistic landscapes.
10. Nudes.

So, having seen the list, are you reconsidering painting landscapes? I'm certainly pleased to discover that semi-abstract landscapes are on the list as this is one of my favourite subjects.

The survey also researched what the best-selling media are. I'm not really surprised prints sell more than original paintings, as they are cheaper; price is a major consideration for many people. But it's worth noting that it's limited-edition prints (where a set number of prints are made and each one is numbered), not open-edition prints (where the number of prints isn't set; more can always be produced) that top the list.

- 1 Limited edition offset-litho prints.
- 2 Limited edition giclée prints.
- 3 Open edition offset-litho prints.
- 4 Oil and acrylic paintings.
- 5 Watercolors.
- 6 Artists' original prints (eg etchings, engravings).
- 7 Open edition giclée prints.

You may find your own tips by browsing the Internet and researching "Painting" Sites. I provide tips based on information from online sites and recommended sites.

Have a safe and happy April

Following are the biographies of the Featured Artist for the months of April & May. These biographies were written by the Artists in their own words. Please feel free to drop by the Gallery and view their works.

### MAY MOORE

May, was born and raised in the Saint John area and attended Simonds High School, where she graduated in 1976. After three years of Art training with Mr. Peter Salmon, Mae won the first award for highest marks in all three years of art to be presented at this school. Her interests in art related things started as a small child and she followed her love for art throughout her life. She likes to try different types of mediums but prefers the acrylic best of all. Watercolor, pastel and chalk, pen and ink are also something she loves to change off with. She is a self taught artist, devoted wife and mother of three sons and long time member of the Saint John Art Club and other art clubs in the Saint John area. She owns and has operated her Tourist Home and Gallery, Moore's Specialties which was voted this year, by local paper as tied for first place in best gifts shops in Saint John. She has run her business for the past twelve years out in her rural homestead of Gardner Creek, N.B. Route 825, and enjoys meeting all the lovely people who have entered her door. Her art work she sells from her gallery along with other painted items of hers. Her favorite subjects are local scenery that she had grown up with and everyday life experiences with her family and friends. Florals and still life often are spotted hanging on her walls too. Commission work has been a big part of her life and continues to do commission work for anyone who comes to her with a subject that means something to them. She finds that this keeps things from getting boring because they supply the subject and the story line behind the painting and gives her great satisfaction when it really means something to a person.

May, continues to paint and give lessons to students ages ten to eighty two, who want to enjoy the process of creating something special of their own. It gives her great pleasure to see people enjoy and exceed her expectations when completing their paintings. This is her way of giving back what God, has graciously given her. It amazes her how much people take for granted until they open their eyes and really see things for the first time. Everyone should give it a try sometime in their life. They really will enjoy what is around them more so in every way.

May, hopes that you enjoy her showing of paintings in the month of April, at the Saint John Art Club and please take time to right a note in her guest book. Always nice to hear from people! ENJOY!!!!

### JOHN GALLERY

John Gallery is proud to say that he was born and raised in Saint John. He started painting at the age of fifty and has thoroughly enjoyed painting ever since.

His usual media includes watercolor, acrylic, and oil. He has been a contributing artist to the Silver Falls

Art Show since it's beginning. You may reach John at his residence at 33 Symthe Street, Saint John, or call him at ( 693-6960.



QUOTE

You can't use up creativity. The more you use it ~ the more you have.  
Maya Angelou, In Readers Digest, April 2008

### Art Program at Boys and Girls Club

The Paint a Chair Project provided the funds for an art program for the Boys and Girl's Club. Beginning early this year, the instructor Sheri Burhoe Larsen explored many facets of art with the children and it has been deemed another successful endeavor by the Art Club. The following are excerpts from Sheri's work with the children which will give a clear view of the hard work that she put into the project on behalf of the club.

\$100 was spent on supplies for two classes per week, Sheri donated two quality fine art stretched canvases, and one large custom solid wood frame along with all of the smooth surfaced square paper.

The students experienced working on a variety of surfaces using mixed media. In the end, they were also able to see some of their smaller works framed, and taken home as a keepsakes.

A large group painting framed in painted pinewood was very interesting. The students worked on it together. It is approximately 24" x 30" in size. It was suggested that this piece be donated to the Art Club and used to help raise funds for future instruction or a worthy cause.

The first and second sessions introduced painting in the expressionism style and the students enjoyed this style of painting, and they wanted to continue for the next classes doing the same thing.

In session #4 the students painted on two 24" x 20" size canvases donated by Ms. Larsen. The children had been busy watching the Olympic games, but still did not want to miss their art class Ms Larsen noticed some difficulty having different age groups, but mainly she was able to help them learn to work together. Her main goal was to see that they learned to love art and have fun doing it. All in all, Sheri felt this goal had been reached.

Soon Sheri had them begin to talk about choosing the paintings they would like to have framed for the exhibition planned at the end of the classes. The next class focused on collage.

In Art session #5. Sheri found the energy level very high. she continued to build up expressionism styled canvases, this time using collage (paper in various weights, very old paper, new paper, tissue paper, card stock, brown paper, printed colored paper, string and lots and lots of glue!)

During all of the classes, Sheri recorded pictures of the children and their work. She found that each child was unique in the treatment of their canvasses, and that each group worked differently in portraying a theme that she had given them, ie:

\*Spring Time\* At the end, the groups exchanged their work and each group found a new perspective.

Plans were made to finish their paintings and frame them as the classes drew to a close. Glass frames were used for the smaller pieces. Sheri found that the students were excited to have their paintings framed.

continued on next page

Cont: from page 6

Plans were made to finish their paintings and frame them as the classes drew to a close. Glass frames were used for the smaller pieces. Sheri found that the students were excited to have their paintings framed.

Session# 6 was enlivened by an art club member Jennifer A Loomer, who dropped in on the class to talk with the students and look at their work. Some of the students were pleased to show Jennifer their sketch books of animation characters, and paintings. The students were enthusiastic as usual and worked diligently until it was time to go. Lots of work on paper was completed, and left in the art room at the Boys' and Girls' Club to dry until the next class on Tuesday, March 16th.

Session #7 involved working on a group project involving Cody, Nick, Riley, Keaton, Tony and Marco. They used up all of left over paints and collage materials applying it to a white surfaced presentation board. This created a lot of enjoyment and lots of paint everywhere.

The final workshop involved bring all the work together, and giving them the opportunity to make decisions based on their own ideas about what would be framed. Sheri felt it is important to include them in choosing, and making decisions. she is amazed by the interest and the ingenuity of the children.

The final session #8, was held on Thursday, March 18th.

Large squares of paper will be used to make drawings and paintings.

The Closing Party was held on March 30th and was attended by the children and Special Events Committee members Jennifer Loomer and Emma May Weisseneder, and Sheri Burhoe Larsen, the instructor. Parents were welcome to attend as was director Sandra Robichaud. Refreshments were served and photos were taken of the paintings.

Finally, it has been lots of fun, hard work but rewarding for the children. As well, thanks to Sheri's digital camera, and laptop, a number of photos were taken to remember the individual classes.

Paintings by students

Emma May & Jennifer Loomer  
With group painting



**Workshop with Sandi Komst of PEI**

**Rothesay, N.B. April 24 and 25th,**

**all mediums, cost is \$150.00, lunch included on Sat.**

**Sandi's website "Out of Our Minds".**

**Contact Eleanor Jenkins, at 832-7693,**

**Email: fergieartist@hotmail.com**

Sincere Condolences to the family of  
Robert Marginson

from the  
Board of Directors and Members  
Saint John Art Club Inc.

Mail to: The Saint John Art Club  
c/o The Hardman Group Limited  
One Market Square, Box 104

**Membership Application for 2010-2011**

Name: \_\_\_\_\_ Phone: \_\_\_\_\_

Address \_\_\_\_\_

Postal Code \_\_\_\_\_

Email: \_\_\_\_\_

Single (\$30.00): \_\_\_\_\_ Family (\$35.00): \_\_\_\_\_ Student (\$10.00): \_\_\_\_\_

We can use your help in any of these committees. Call the specific **Committee Chair** to join the group.

I would like to Volunteer for: (Please circle) Gallery Sitter      Archives Program      Education  
Phone Committee      Special Events      Newsletter      Exhibitions      Gallery/Hanger      Web